

Access your virtual member ID card on My Highmark.



Your virtual ID card works just like your plastic card. Accessing your ID card on My Highmark is easy and allows you to:

- View ID cards for everyone on your plan.
- Download, print, and save ID cards.
- Send ID cards to providers.

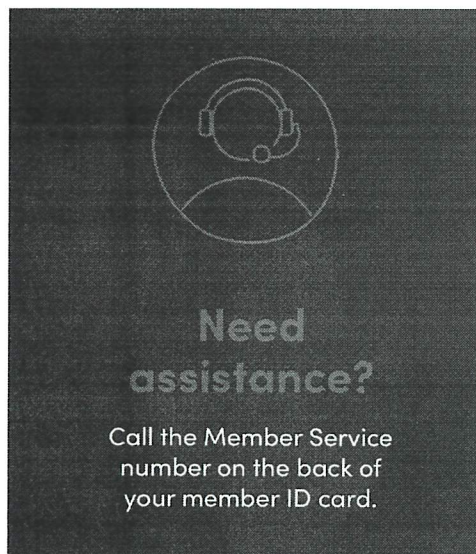


Download the My Highmark app or visit [MyHighmark.com](https://myhighmark.com) to get started.

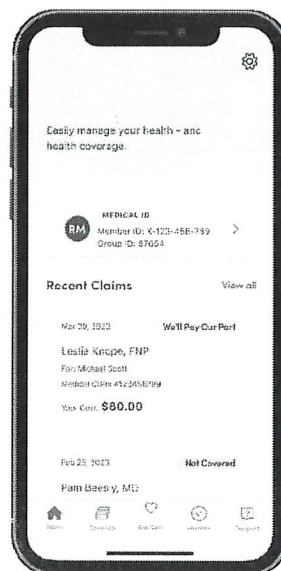
Already have an account? Log in using your existing Highmark username and password.

- **Step 1:** Click on **Medical ID/Insurance card** from the homepage to access your virtual ID card.
- **Step 2:** From the Medical page, click **Save This Card** to save and download your ID card.


You can also choose to view other members' ID cards.



Step 1:



Step 2:



Allegheny County Schools
Health Insurance Consortium

*Images are for illustrative purposes and your exact experience may vary.